

Canvas Login Instructions for PGCC Students

Canvas Login Instructions for PGCC Students

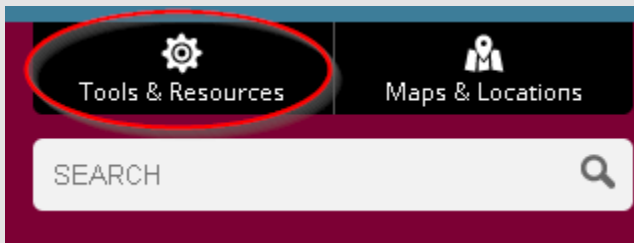
? Should you have any questions or concerns with the instructions, please notify the [Technology Service Center](#) for assistance.

Step 1

Open a web browser and navigate to <http://www.howardcc.edu>.

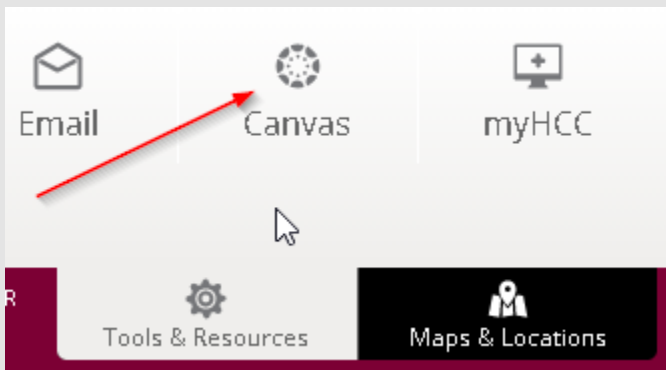
Step 2

Click on the “Tools and Resources” link located on the upper right hand corner above the search box.



Step 3

Select “Canvas” from the menu.



Step 4

Click the “Students enrolled through other community colleges” button.


Canvas Login

HCC Students and Faculty >

(Credit students, staff, faculty and all Noncredit students EXCEPT Personal Enrichment and KOC)

HCC Personal Enrichment/KOC Students >

Students enrolled through other community colleges >



Step 5


Login using your Canvas username and password.



Your HCC Login ID is your PGCC OWL username + .PGCC (example HCC Login ID: jsmith1234.PGCC).

Your password is going to be your PGCC student ID number with zeros added to the beginning to make it 8 digits long (example password: 00123456).

Don't know your PGCC student ID or username? Contact the Laurel College helpdesk at 443-518-4162.



HOWARD
COMMUNITY COLLEGE

HCC Login ID

Password

Stay signed in

[Forgot Password?](#)

Step 6

Once you are logged in, click on “Courses” to select your course.



If you are enrolled in multiple courses, use the same log in. Once you are logged in, click on “Courses” to select between your courses.

